

ReactoMate ATOM Support

The complete stand for all of your scale-up needs

Up to 50 L capacity


Capable of holding any sized jacketed vessel up to 50 L, or vac-jacketed vessel up to 20 L, the ReactoMate ATOM Support has been designed to provide everything you need when scaling-up processes in your laboratory.

Suitable for use in both walk-in and bench-top fume cupboards, the height of the ATOM Support can simply and effortlessly be adjusted at the turn of a handle, whilst the compact footprint allows the use of larger vessels even in confined spaces.

Wide range of accessories & options:

Every vessel is made to your required specification, meaning we can easily adjust proportions to mimic smaller or larger vessels you're using, change the position of the side arms, or any number of alternatives.

We offer a variety of side arm adapters including quick-release tool-free options.



With a number of optional design features, including lockable castors and drip-trays, the ReactoMate ATOM Support is fully customisable to suit your needs and requirements.

So whether you're looking to conduct small-scale investigatory experiments or mimic larger scale manufacturing procedures the ReactoMate ATOM support is fully equipped to do it all.

A fresh outlook in chemistry technologies

Vessels:

Compatible with all standard vessels:

- jacketed up to 50 L
- vac-jacketed up to 20 L

Overhead Stirrer Alignment Chuck:

Allows you to simply and quickly re-align your overhead stirrer in-between vessel changes.

Open Frame Design:

Supporting the vessel weight on a mechanical lifting drive allows for a slim-line framework, giving you unhindered access to every part of your reactor setup.

Neck Clamp:

Provided with a DN200 neck clamp as standard, optionally available for DN60, DN100 and DN150.

Bottom Support Ring:

Sits below your vessel and provides additional support to the neck clamp - essential for larger vessels!

Lifting Mechanism:



A mechanical lifting handle allows you to quickly and easily raise and lower your reaction vessels with just one hand! Perfect for adjusting the height of your reactor for both loading and draining.

Adjustable Feet:

Allow you to level the ATOM support on your work surface. Alternatively the four feet can be exchanged for lockable castors, for complete manoeuvrability.

Adjustable Frame Height:

Makes the ATOM support ideal for use in both standard and walk-in fumehoods.



Contact us for further information.